

GOKARTS USA[®]

GOKARTS MINIBIKES BUGGIES SCOOTERS ATVs PARTS

Honda GX Governor Removal, Release 2

GokartsUSA.com

Honda GX120/160/200

Throttle Governor



Honda GX120/160/200



Titan TX200 Engine
GTC Industries

Kart Racing Only

Throttle Governor

The governor restricts the engine to 3600 **rpm**. With the governor removed, the **rpm** will increase to about 5200 resulting in a substantial increase in performance.

Disable Governor

A quick fix without opening up your engine is to simply disable the mechanical governor rather than removing it. This can be done by replacing the stock throttle spring with a wire. You can use a heavy duty paper clip that has been straightened out. Make a hook at both ends at the correct

INSIDE THIS GUIDE

- 1 Honda GX120/160/200
- 1 Governor Removal
- 2 Performance Parts
- 3 Warning and Safety Information

For racing purposes **only**, follow the procedure to

Remove Governor

You must first remove the following items from your engine: **Gas Tank, Muffler, Valve cover, Spark plug, Air filter**





Place the engine at top dead center (TDC). Turn the engine crank and look into the spark plug hole until the piston is nearest the spark plug hole. This is TDC, both valves should be closed with the valve springs not compressed.





- (1) Remove the engine side cover (crankshaft side)
- (2) You must remove the plastic gear and metal arm inside the crankcase. This is the governor. Use needle nose pliers to remove gear. Remove the metal arm coming from the top of the engine.
- (3) Pull the metal arm up as far as you can and cut it with a hacksaw or other tool. Pull the remainder of out of the engine.
- (4) Make sure to remove all washers and clips from the engine. Use a self-taping 1/4"-20 bolt to plug the hole on the top of your engine case where the metal arm was.
- (5) Cut or disconnect the low oil sensor wire on the outside of the engine because it will interfere with engine operation. If you will be using a billet rod, you will need to completely remove the low oil sensor and plug the hole with a 3/8" x 1 bolt.

Plastic Gear, Metal Arm



length with needle nose pliers. The Governor will still try and operate but you can easily override it with your throttle control.

	<p><u>1001 - GTC TC2 Torque Converter</u></p> <p>MSRP: USD\$189.00</p> <p>More Info</p> <p>3/4" Bore, #35P, 12T, 2-7 HP Engines. OEM Comet 218352A TAV2 30-75 Torq-A-Verter for Go Kart or Mini Bike</p>
	<p>Stinger Exhaust Header, for Honda GX120/160/200 & clones</p> <p>MSRP: USD\$139.00</p> <p>More Info</p> <p>from Little BadAss™, fits Taco 22, Frijole and other Minibikes and Gokarts</p>
	<p><u>Mikuni Carburetor for Honda GX120/160/200</u></p> <p>MSRP: USD\$85.95</p> <p>More Info</p> <p>This 22mm Genuine Mikuni carburetor works great on Honda GX120/160/200 and clone engines. Gokart Minibike</p>
	<p><u>11" Cylindrical Gas Tank, Billet Aluminum</u></p> <p>MSRP: USD\$149.00</p> <p>More Info</p> <p>Bare Metal or Polished, mounts onto Honda GX120/160/200 and clones including Titan and Predator, Go Kart or Mini Bike</p>

<p>THROTTLE LINKAGE KIT</p>  <p>Gokart and Minibike</p>	<p><u>Throttle Linkage Kit</u></p> <p>MSRP: USD\$8.97</p> <p>More Info</p> <p>Includes Springs and Wire Stops. Honda, Titan and Predator Engines. Great for Mikuni Carb also</p>
 <p><small>Mikuni Intake Manifold Honda GX120 GX160 GX200</small></p> <p><small>INSTALL 22mm Mikuni Carb on Honda/Clone</small></p>	<p><u>Mikuni Intake Manifold for Honda GX120/160/200</u></p> <p>MSRP: USD\$47.87</p> <p>More Info</p> <p>for mounting the 22mm Mikuni carburetor. Angles the air filter towards the engine in ideal position for use on a minibike</p>
 <p><small>1-1/4" Minibike Exhaust Header Honda GX160/200 and clones</small></p> <p>Fatty</p> <p><small>thru the frame</small></p>	<p><u>Fatty Exhaust for Honda GX120/160/200</u></p> <p>MSRP: USD\$59.95</p> <p>More Info</p> <p>This 22mm Genuine Mikuni carburetor works great on Honda GX120/160/200 and clone engines. Gokart Minibike</p>
 <p><small>Mikuni 22mm Honda GX160/200</small></p> <p><small>Mikuni Stage 1 Carburetor</small></p> <p><small>Mikuni Intake Manifold</small></p> <p><small>Frijole Stinger Exhaust Header</small></p>	<p><u>Mikuni Stage 1 w/Stinger for Honda GX120/160/200</u></p> <p>MSRP: USD\$288.00</p> <p>More Info</p> <p>fits Taco 22, Hornet, Frijole most other Minibikes. Upgrade for your Honda GX120/160/200 engine or clone including Titan and Predator, Go Kart or Mini Bike</p>

WARNING

SERIOUS INJURY OR DEATH can result from improper installation or operation of this product. Small vehicles such as Gokarts, Mini Bikes and other engine operated equipment are dangerous to operate. The **USER ASSUMES ALL RISKS** associated with installation and operation of this product. This product should only be installed by a qualified small engine technician. **DO NOT OPERATE THIS PRODUCT WITHOUT PROPER SAFETY DEVICES** installed that are specifically designed for your vehicle or equipment including but not limited to **CHAIN / BELT GUARD (NOT SUPPLIED) AND OTHER PROTECTIVE COVERS (NOT SUPPLIED)**. **DO NOT WEAR LOOSE CLOTHING** or **LONG HAIR** that can become entangled with moving parts of this product. **DO NOT OPERATE THIS PRODUCT WHILE UNDER THE INFLUENCE OF ALCOHOL, DRUGS OR OTHER MEDICATIONS.** **CHILDREN UNDER THE AGE OF 16 SHOULD NOT OPERATE THIS PRODUCT.**

ALL SAFETY INFORMATION IS NOT INCLUDED IN THIS GUIDE. It is not possible or practical to warn users about all hazards associated with operating this product. The user must take responsibility for the safe operation of this product. It is strongly recommended that all users complete an approved safety course such as offered by the ATV Safety Institute or other accredited organizations before operating this product.

These are the parts you must remove from inside the crankcase of your engine. The plastic gear and metal arm. This is the governor. Use needle nose pliers to remove the gear. Remove the metal arm coming from the top of the engine.



Honda GX 160/200 Governor

WARNING: Manufacturers do not approve or authorize the use of these products on 3 wheel all-terrain vehicles (ATVs), motor bikes, fun/recreational go-karts, or aircraft products. Use of these products in such applications could result in property damage, serious injury (including paralysis), or even death. These products require special technical expertise and preparation before they can be used in competitive events

Gasoline Operated products are NOT compliant with Environmental Protection Agency (E.P.A.) or California Air Resources Board (C.A.R.B) for the use on/off Public roads. Upon purchase, the buyer agrees to use products for racing (closed-course competition) only and NOT for on/off public road